

**PROCESSOR**  
252 SHEET 4  
**DSP AUDIO**

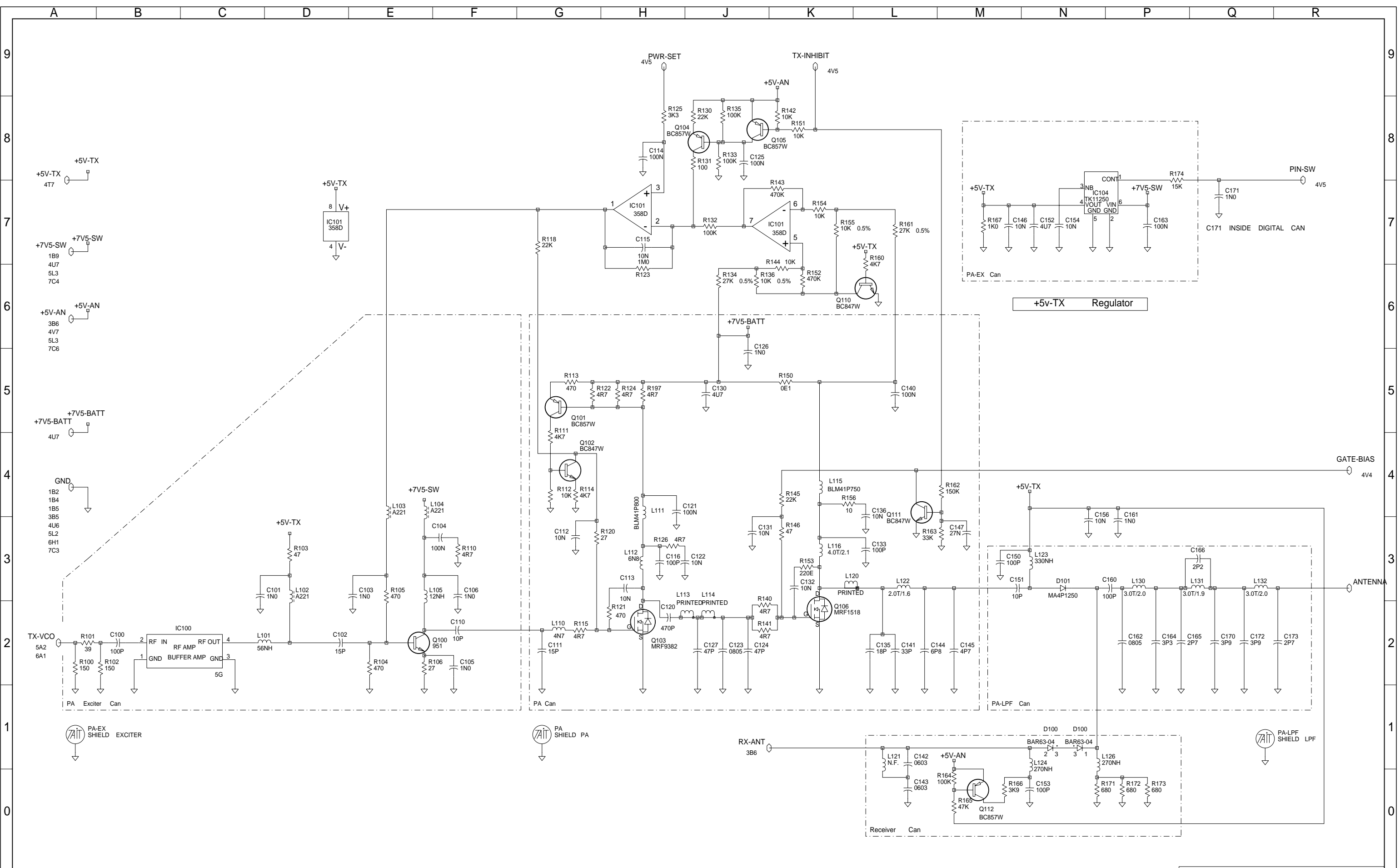
Interface PCB

Connector Accessory

RECEIVER

03B	CCO NO 1624-005	CJK			08-06-00	
03A	ECO NO 50 0788	CJK	JJ		29-05-00	
02A	CCO NO.1624-004 AMP CHANGES	TS			16-12-99	
01A	INITIAL DES CCO 1624/001 002 003	BRD	JJ	CK	GR	25/11/99
REV/ISS	AMENDMENTS	DRAWN	CHKD	D.O.	APVD	DATE

© TAIT ELECTRONICS					
TAIT ORCA : 450-530 MHZ SYSTEM DIAGRAM					
IPN:	ISSUE:	ID:			
220-01624-03	B	2.S.C. 1			
PROJECT:	DESIGNER:	FILE NAME:	FILE DATE:	NO.SHEETS:	
ORCA	CJK	162403b	8-Jun-00	7	



02A	CCO NO.1624-004	AMP CHANGES	TS		16-12-99
REV/ISS	AMENDMENTS		DRAWN	CHKD	D.O.
			APVD	DATE	

© TAIT ELECTRONICS  
 TAIT ORCA : 450-530 MHZ  
 POWER AMPLIFIER

IPN:	ISSUE:	ID:
220-01624-03	B	2.S.C. 2
PROJECT:	DESIGNER:	FILE NAME:
ORCA	CJK	162403b
FILE DATE:	NO.SHEETS:	
8-Jun-00	7	

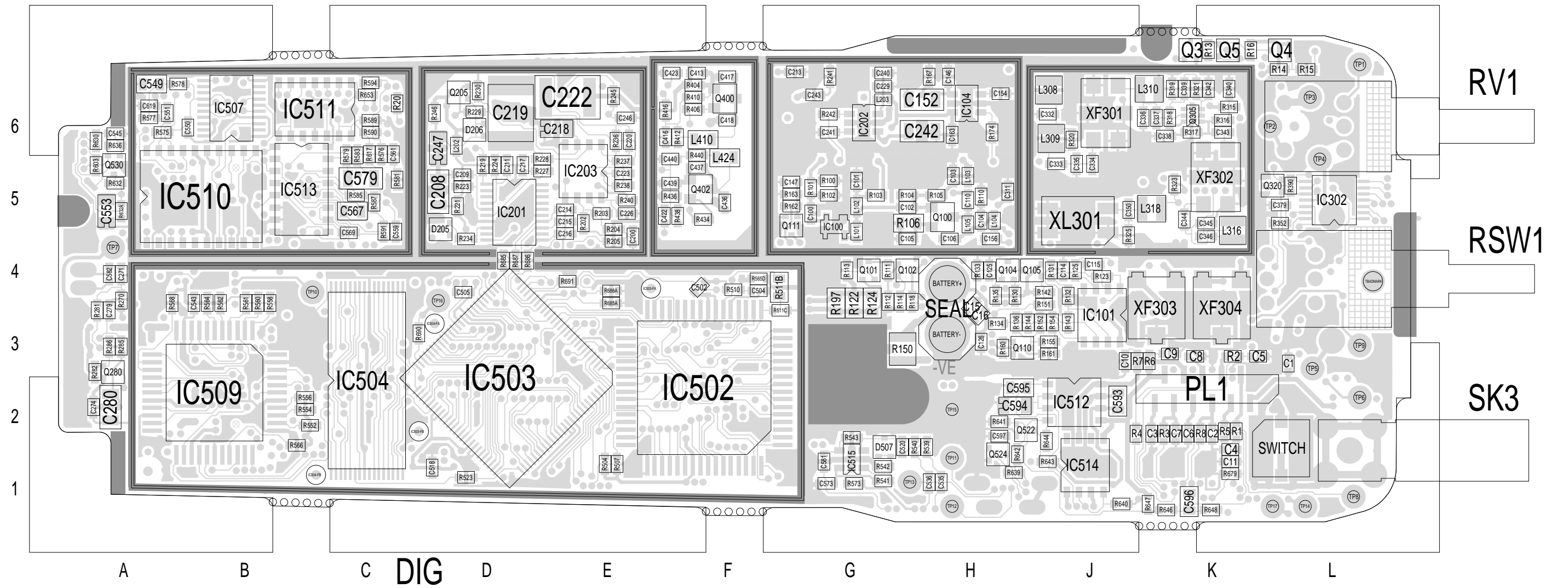
AUDIO

SYNTH

VCOTOP

PA-EX

RX-IF

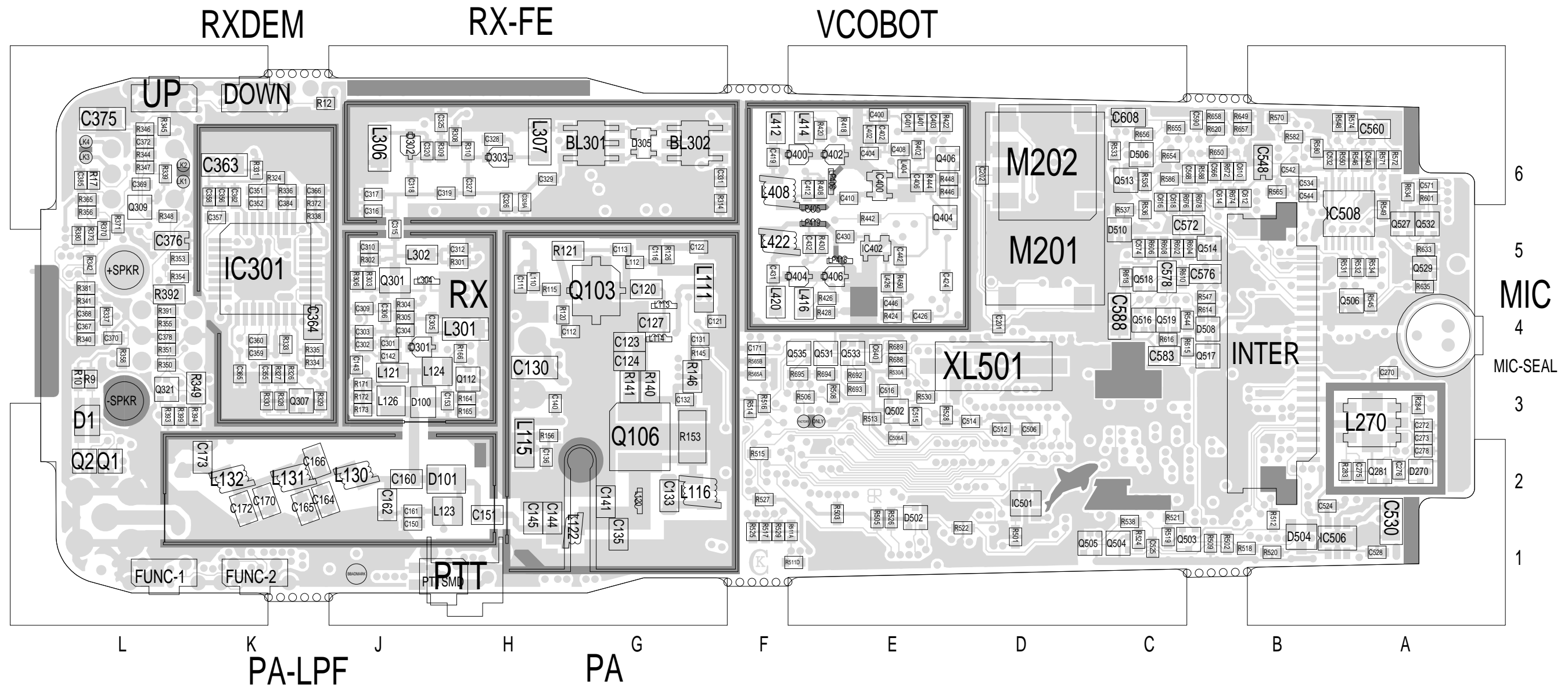


RV1

RSW1

SK3

TAIT ELECTRONICS IPN: 220-01624-03 ISS: B ID: 1.TA DATE: 8 Jun 2000  
ORCA UHF PCB LAYOUT - TOP SIDE



TAIT ELECTRONICS IPN: 220-01624-03 ISS: B ID: 6.BA DATE: 8 Jun 2000  
 ORCA UHF PCB LAYOUT - BOTTOM SIDE

Scale: 2.3:1 ; Rotation: 0 degrees